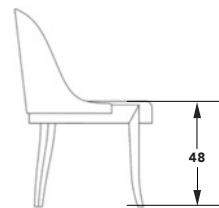
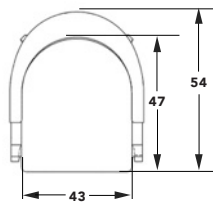
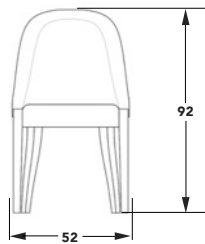




## SILHOUETTE COLLECTION - REMIRE DINING CHAIR



**INTERNAL CONSTRUCTION:** WPB mortice and tenon joined frame. Galvanised spring base. Marine grade webbing. All exposed wood is Iroko

**CUSHIONS:** Patented Peltluxé® fibre cushion interior and padding to frame

**LEGS:** Solid kiln dried Iroko

**FABRICS:** COM (Customer Own Material) on manufacturers approval

**FABRIC METERS:** 2 metres

**ACCESSORIES:** All Weather Cover

**MADE TO MEASURE:** Custom finishes and sizes available on request

\* All sizes are approximate

